




120057

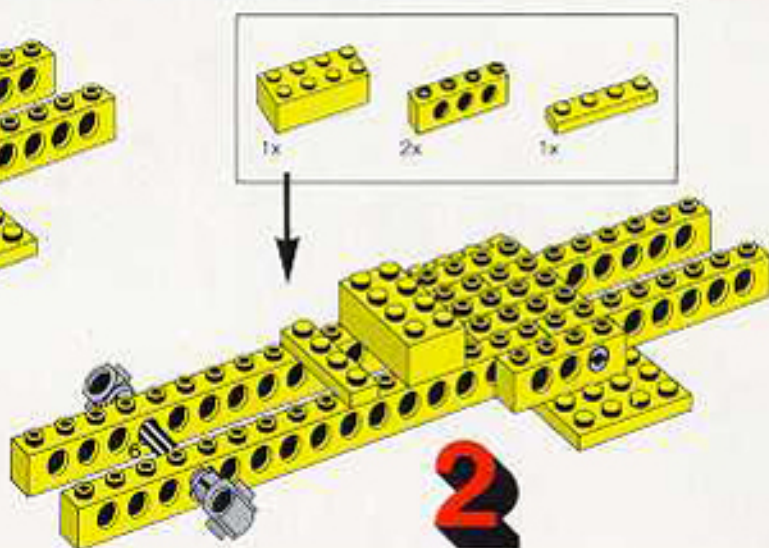



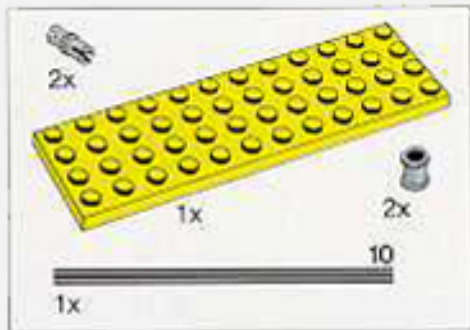

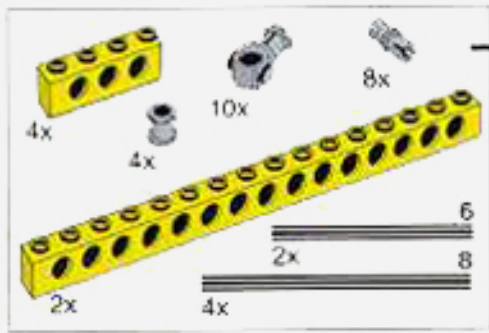
In der Bauanleitung steht vor den Achsen eine Zahl, die die benötigte Länge der Achsen anzeigt.

Numbers in the building instructions near axles show the length of axle to be used.

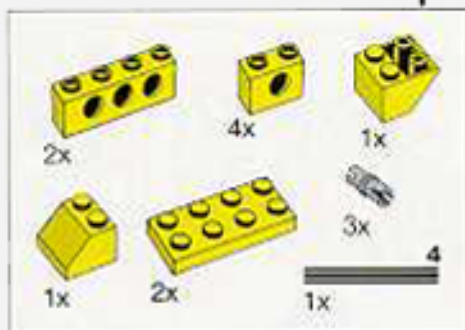
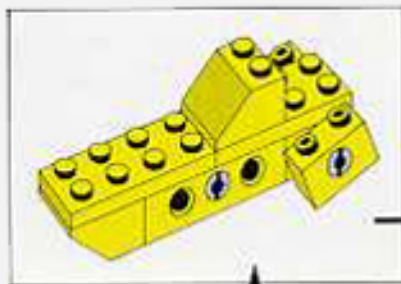
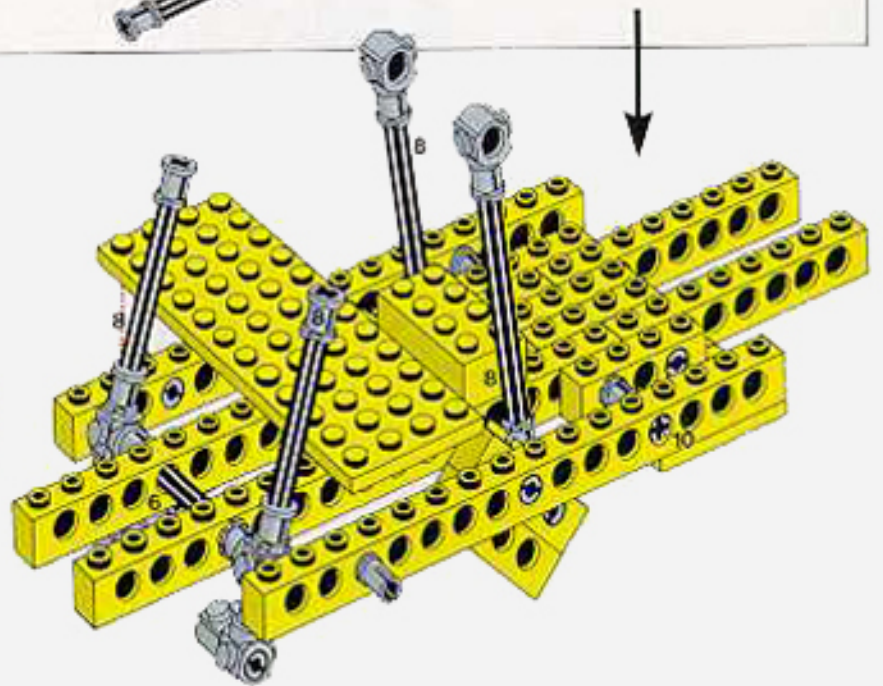
Dans les conseils de construction, il y a un chiffre à côté de chaque axe. Ce chiffre indique la longueur des axes à utiliser.

Ut for akslerne i byggeanvisningen er anført et tal som viser hvilken aksellengde som skal brukes.




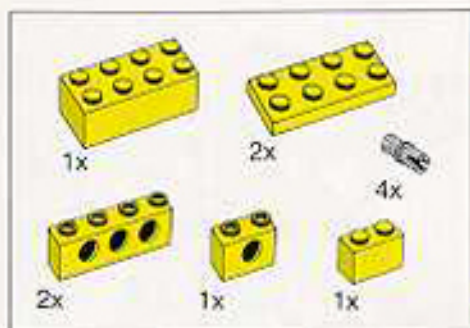


3

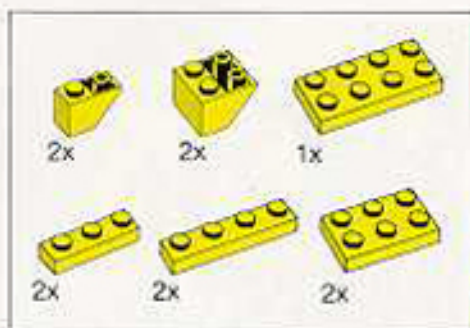
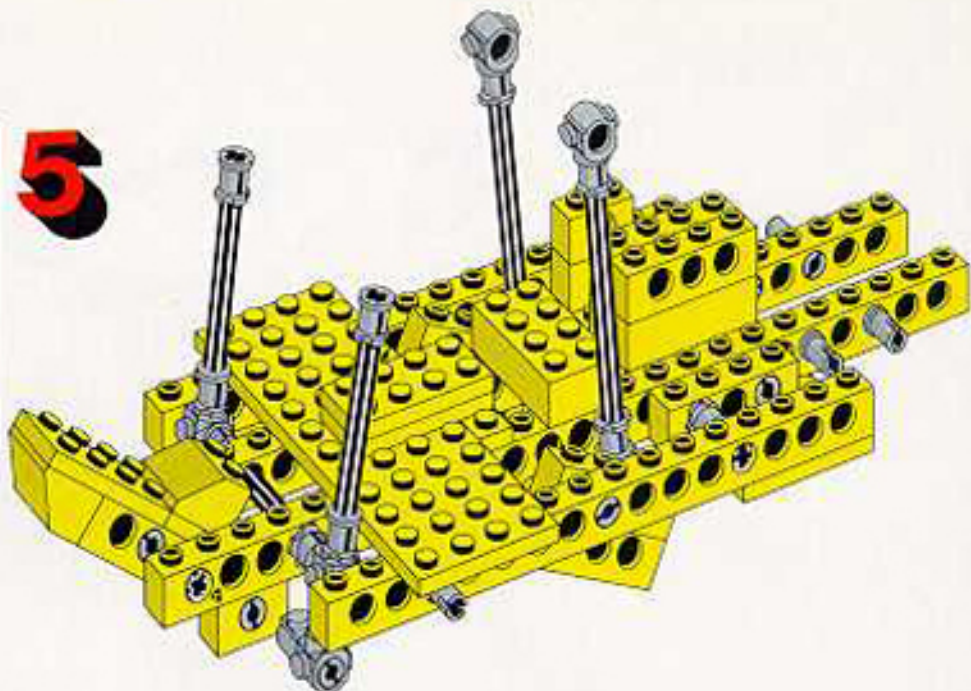


4

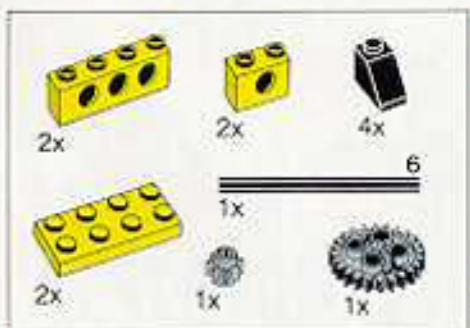
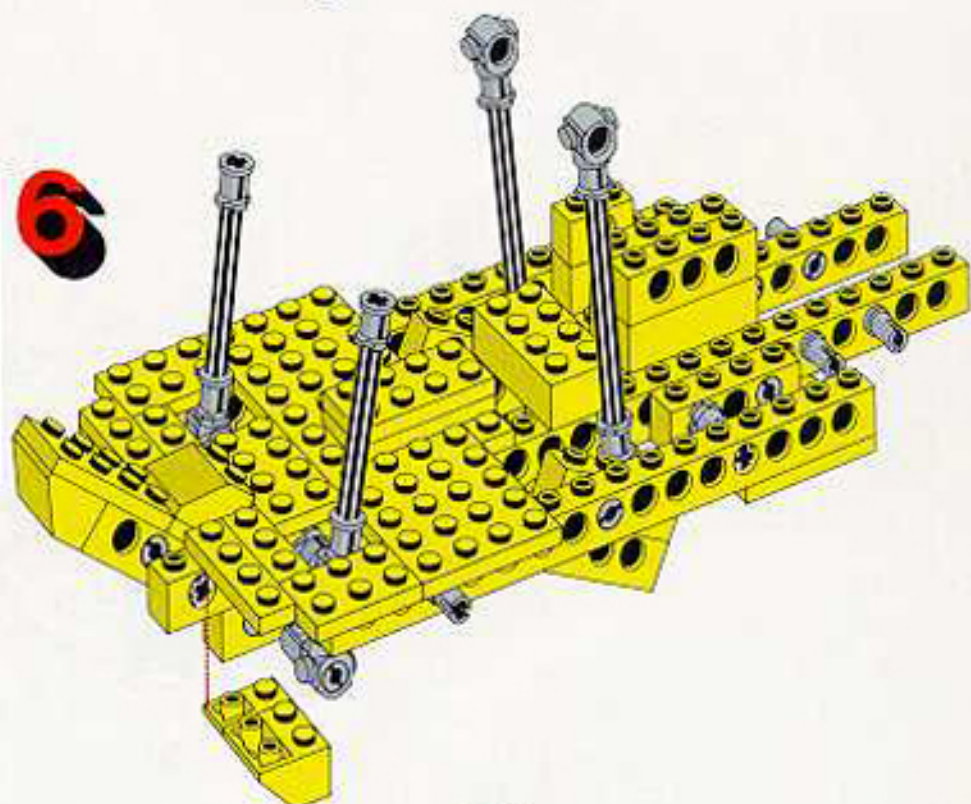




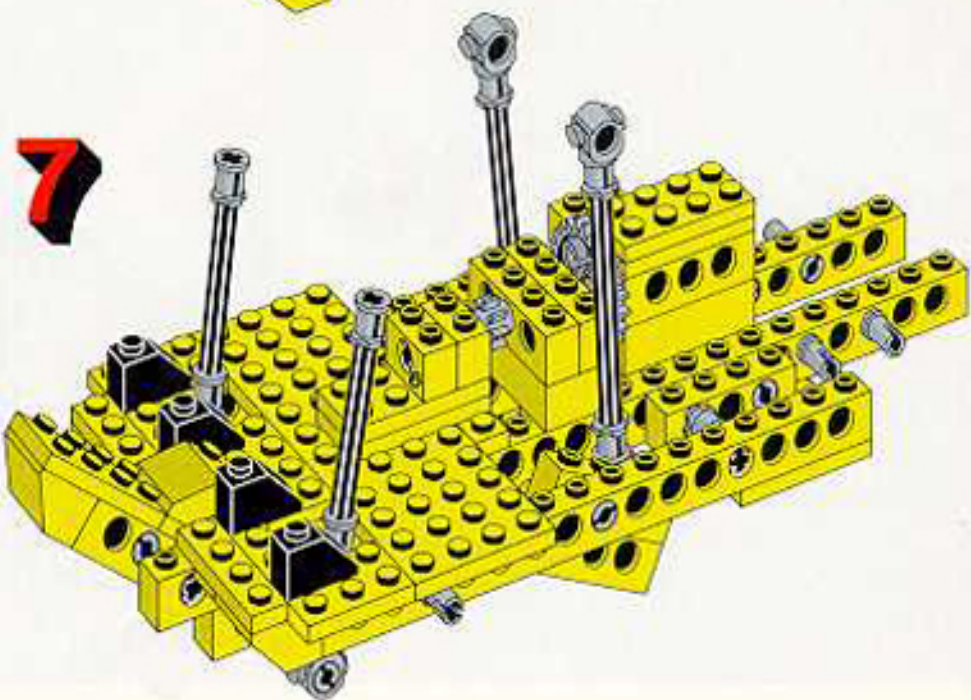
5



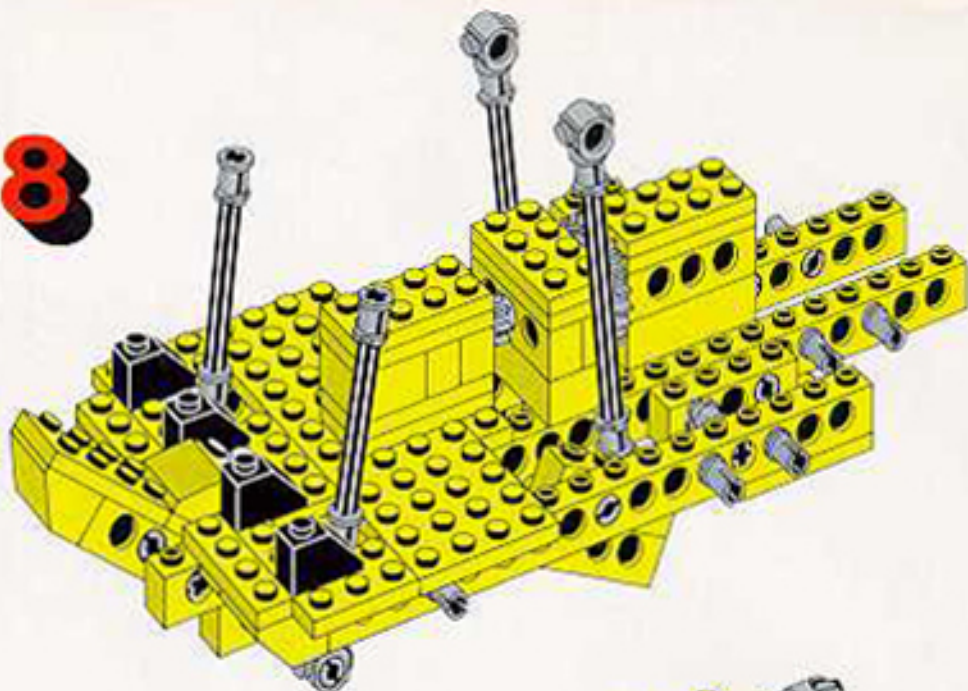
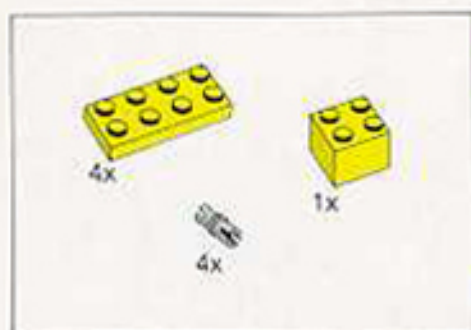
6



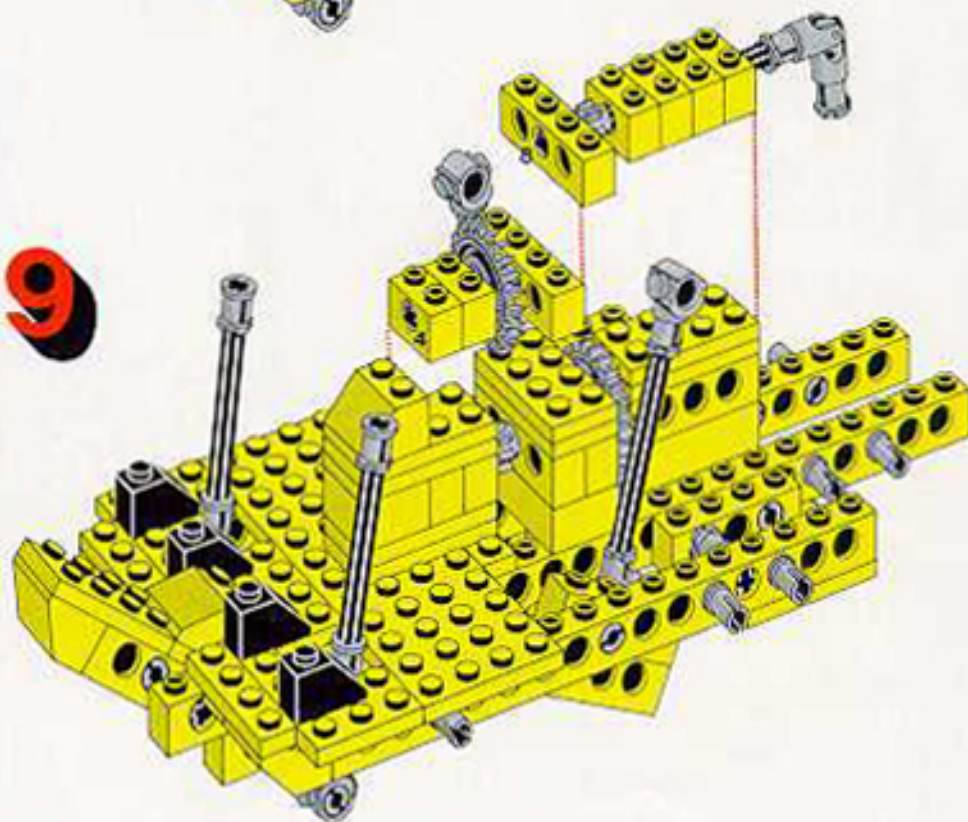
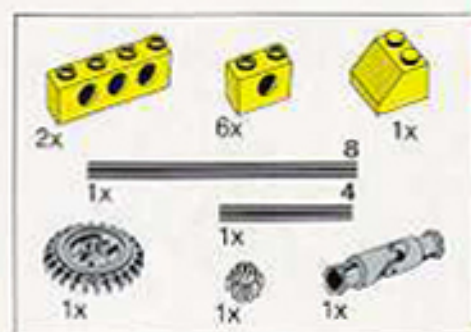
7



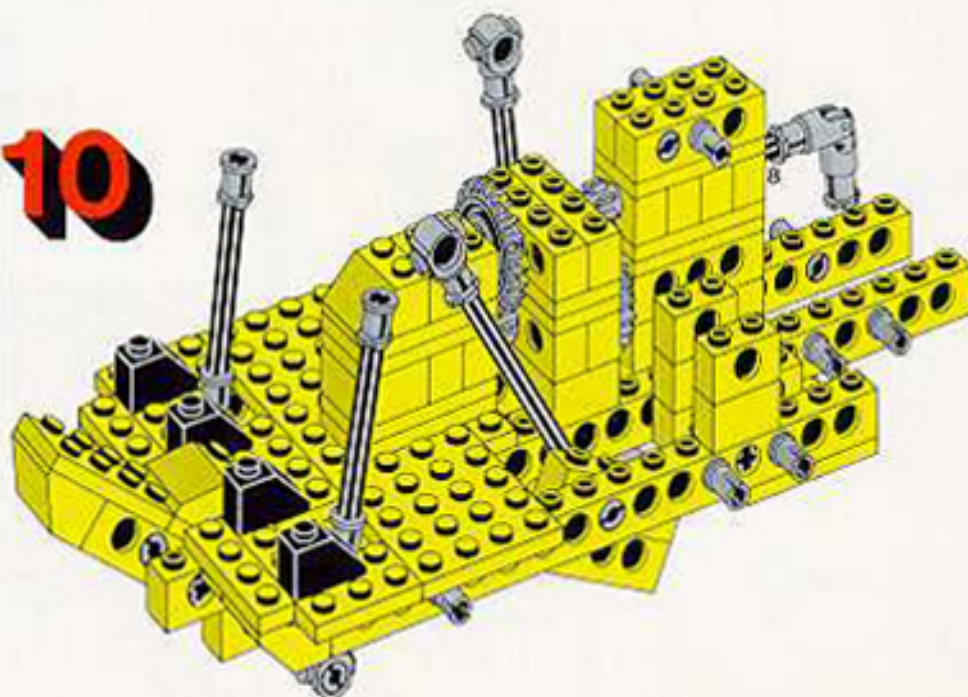
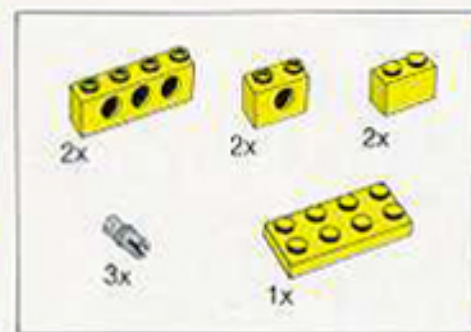
8



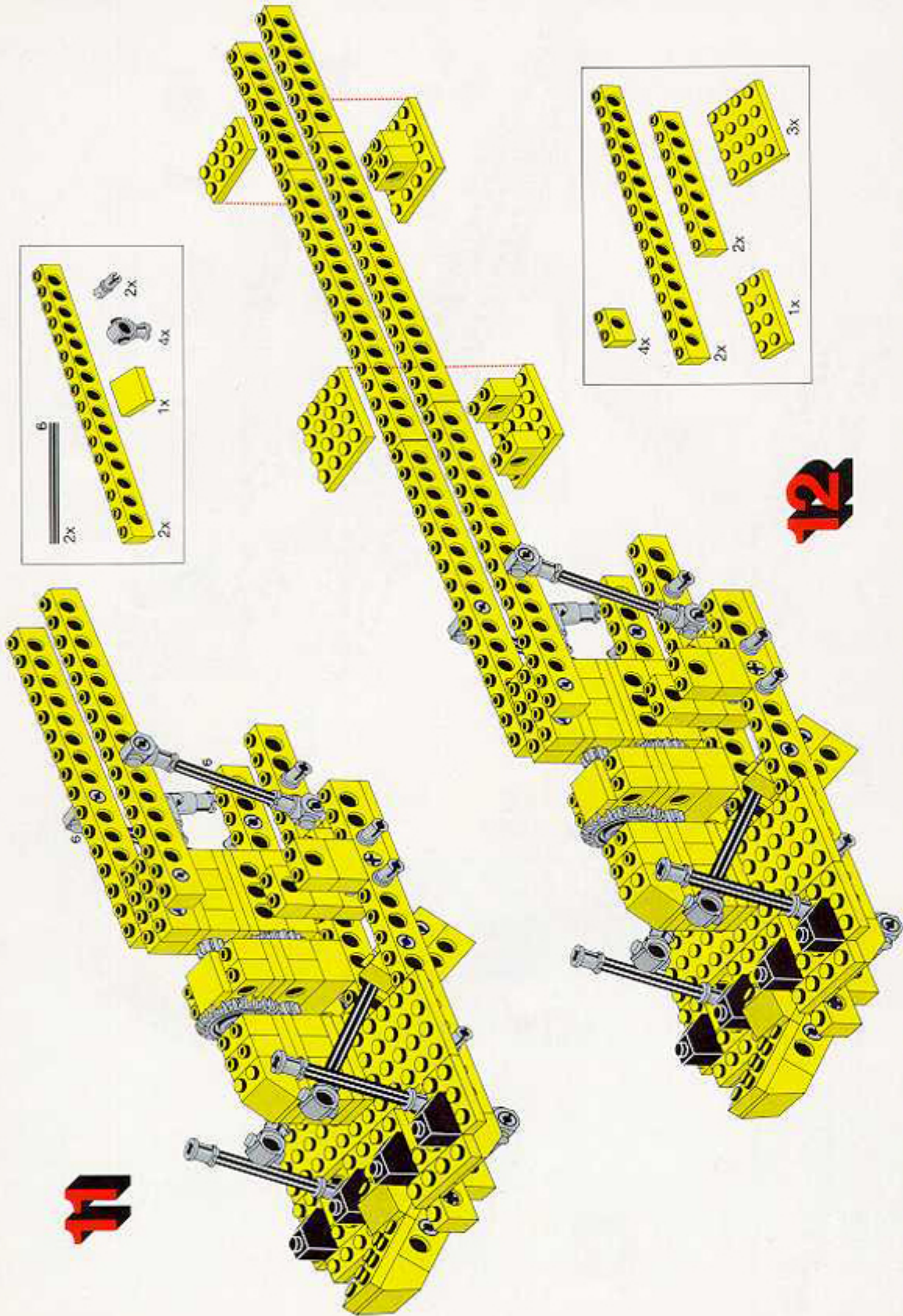
9



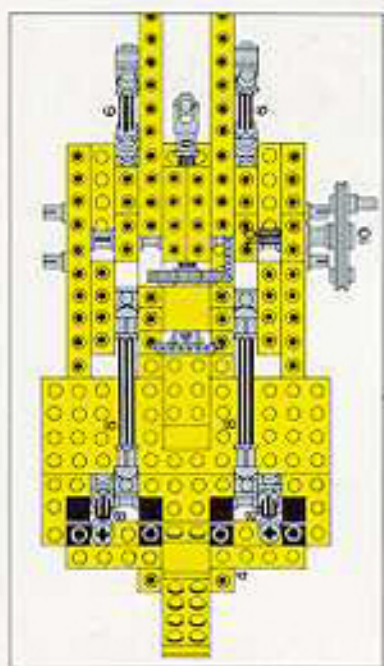
10



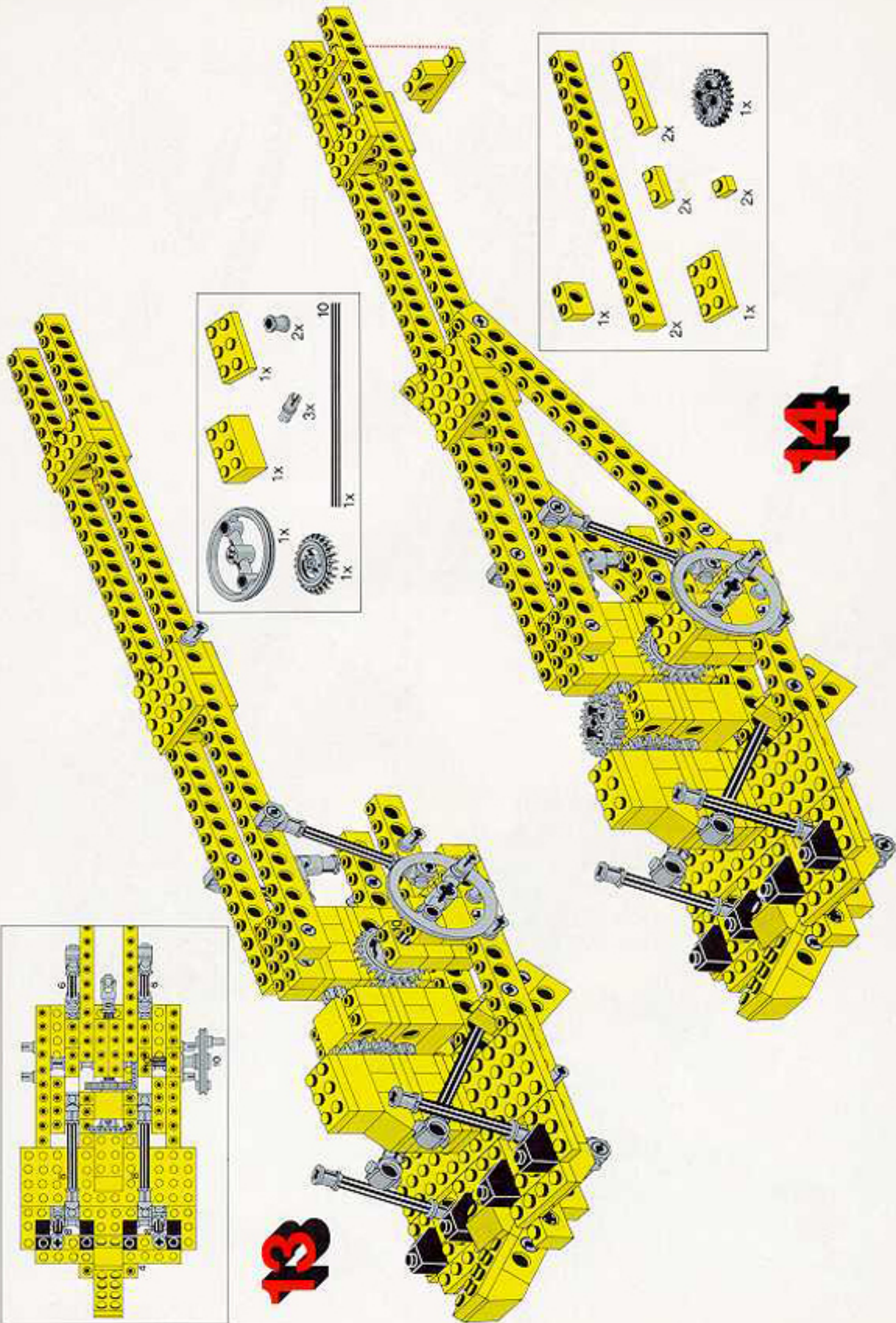
11



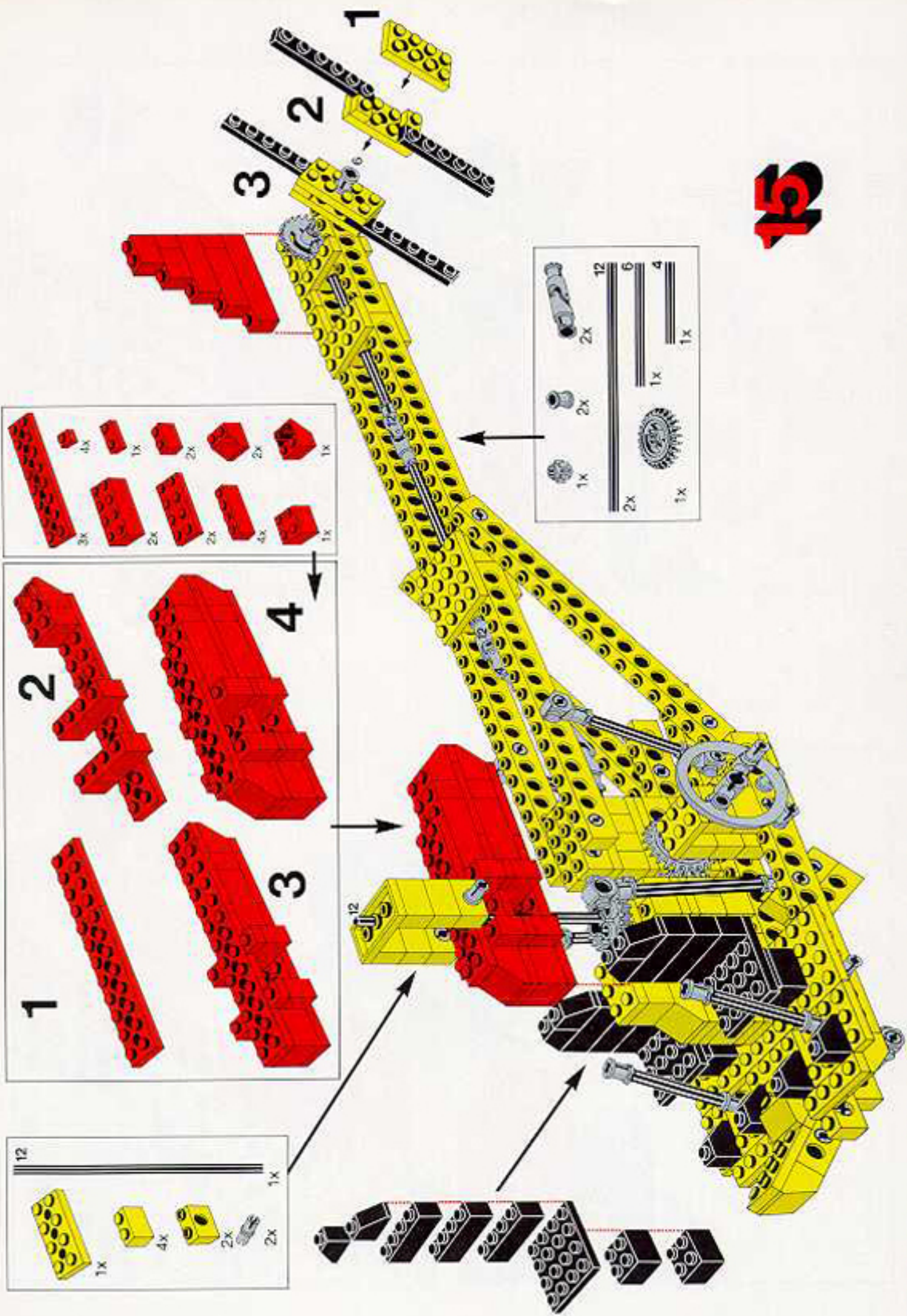
12



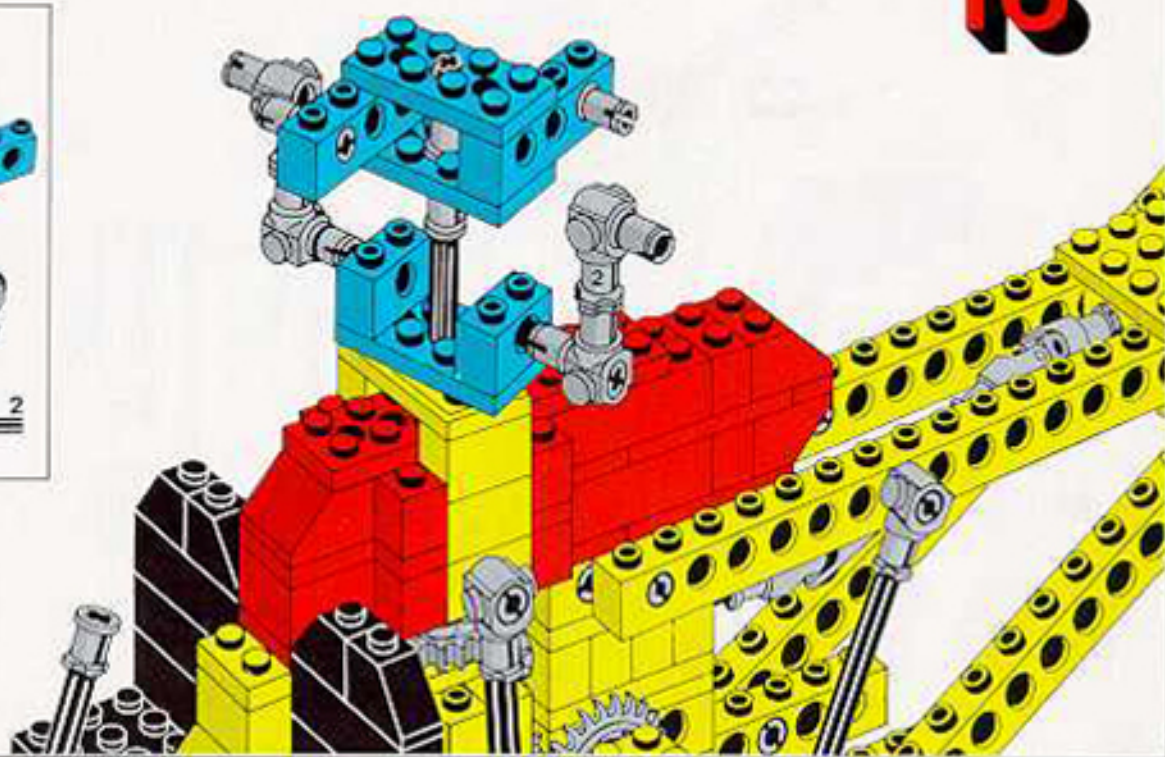
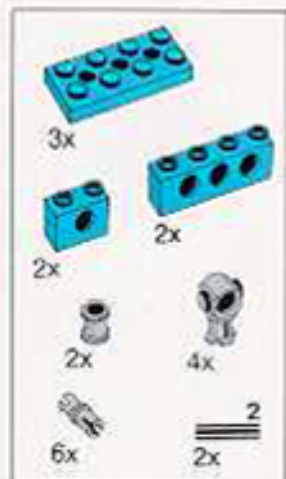
13



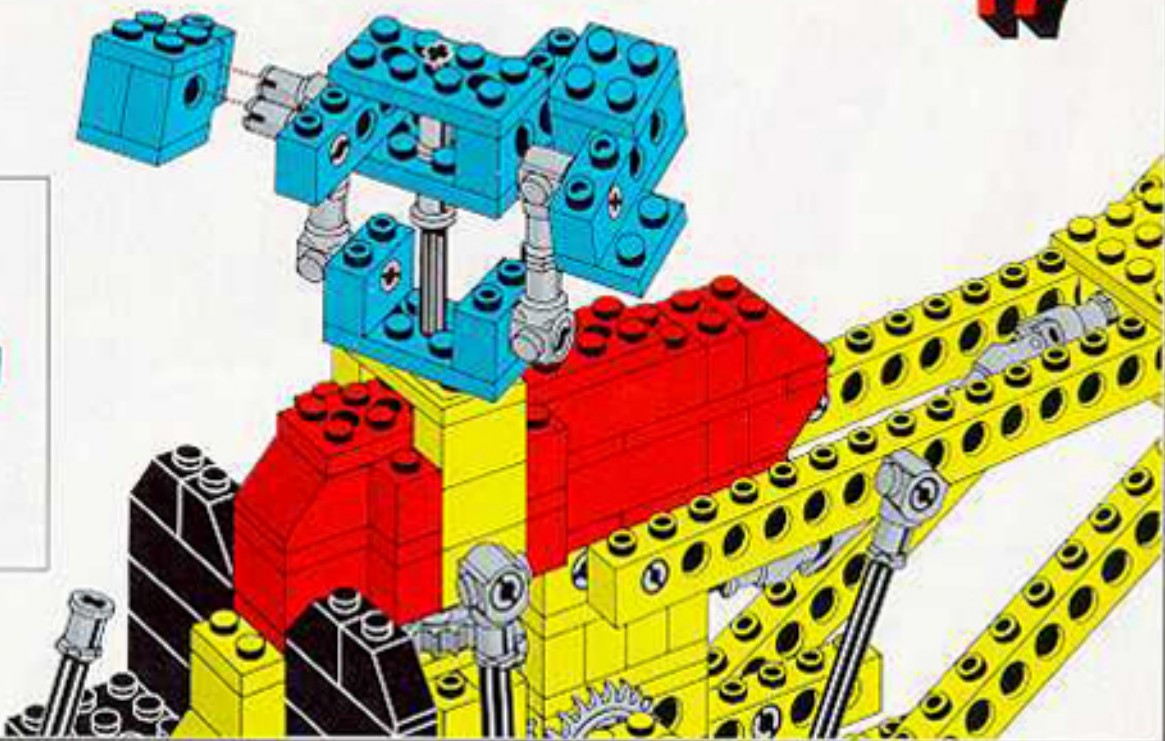
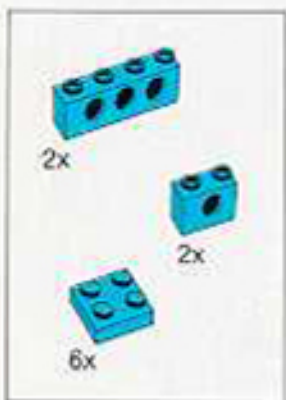
14




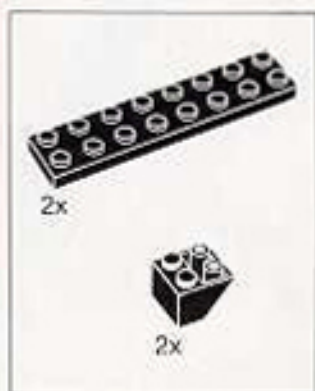
16




17



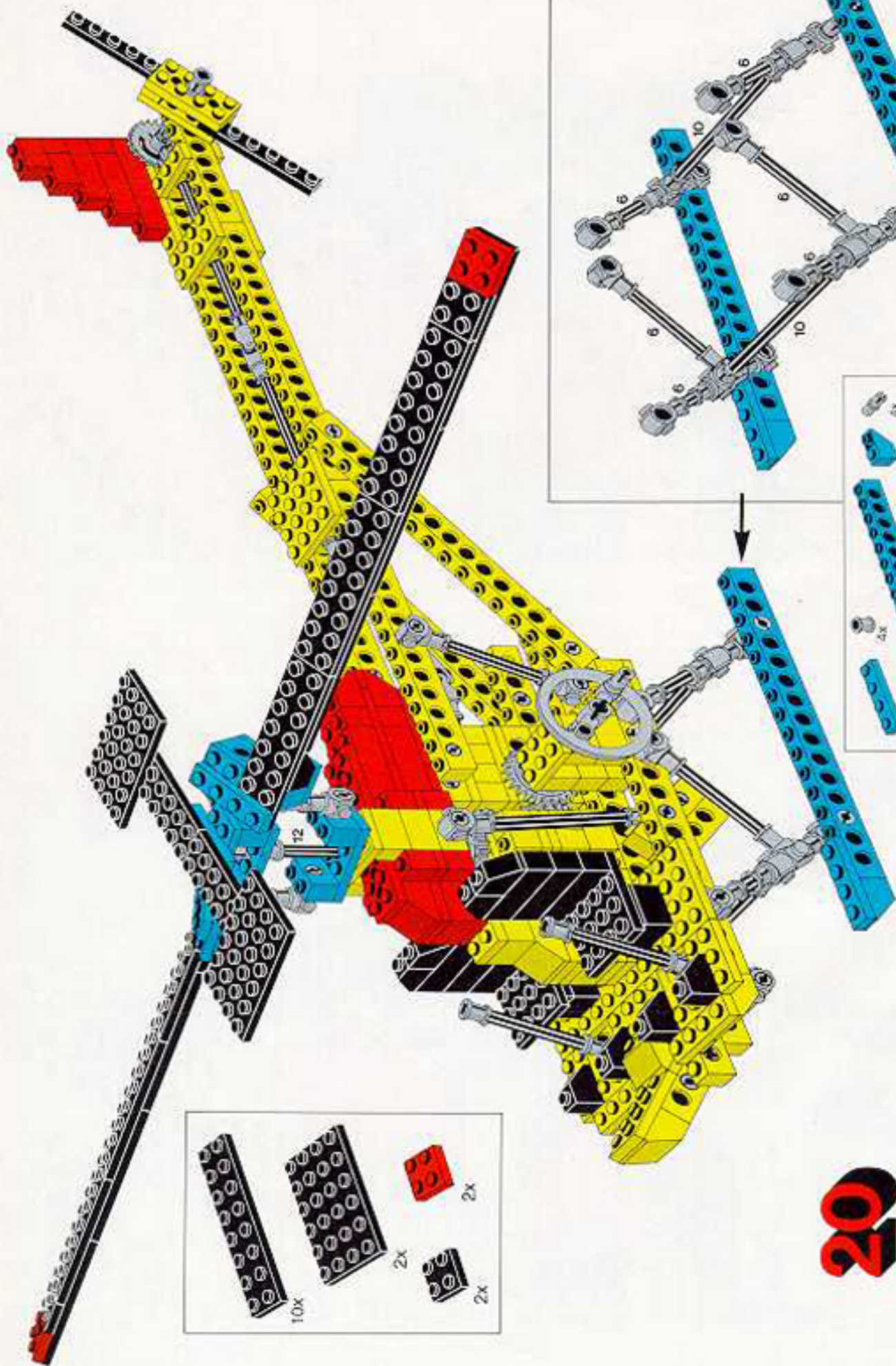


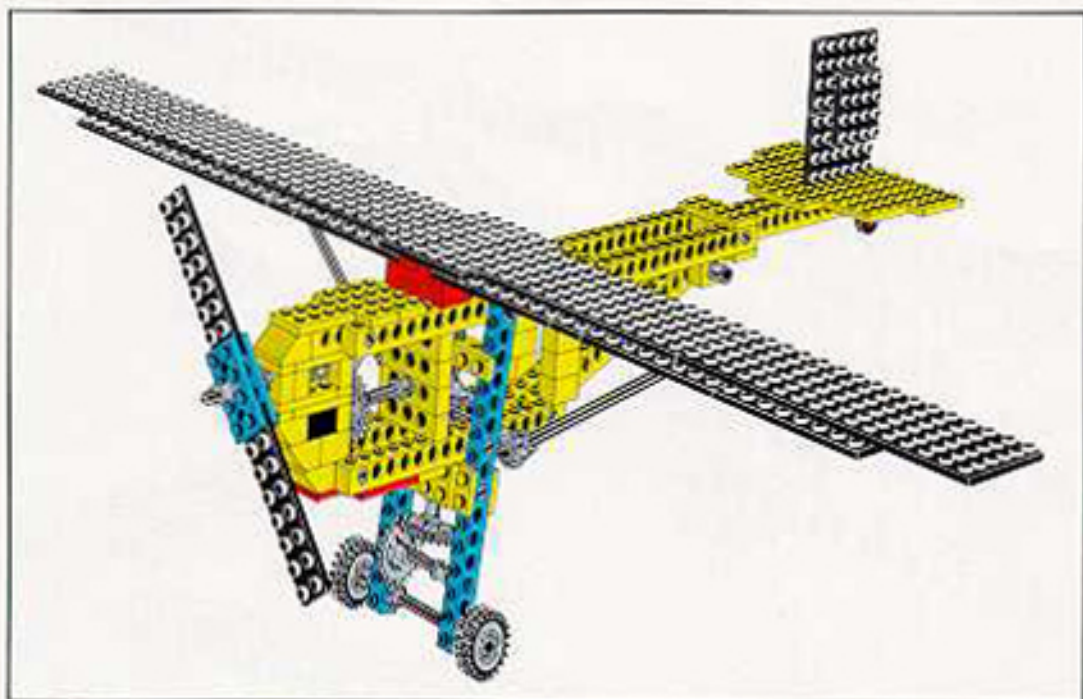
18



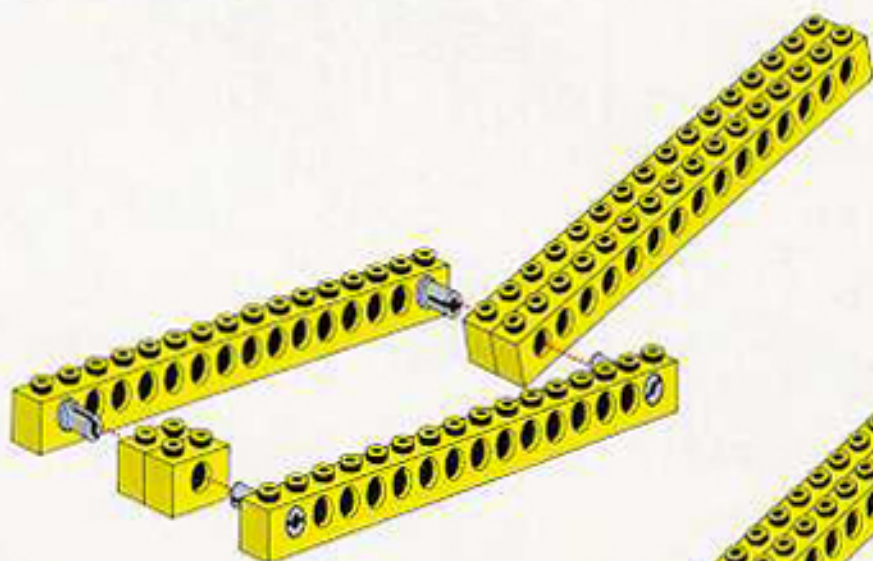
19



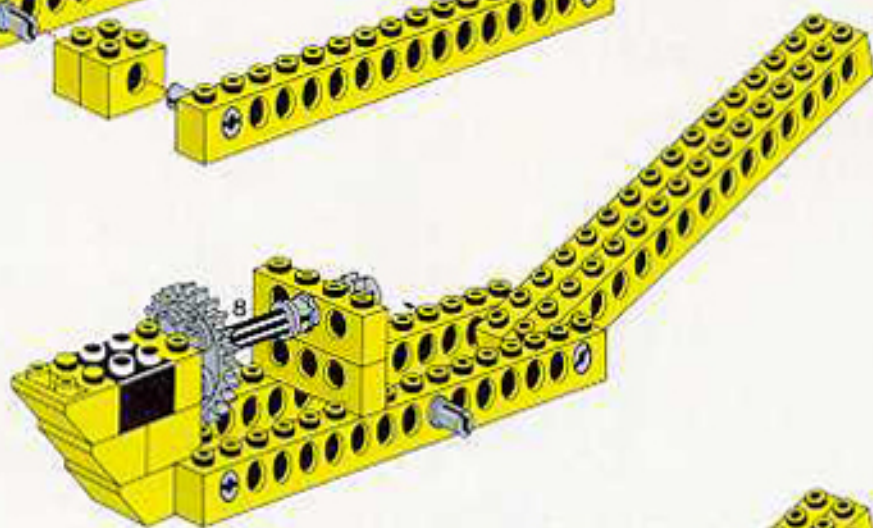




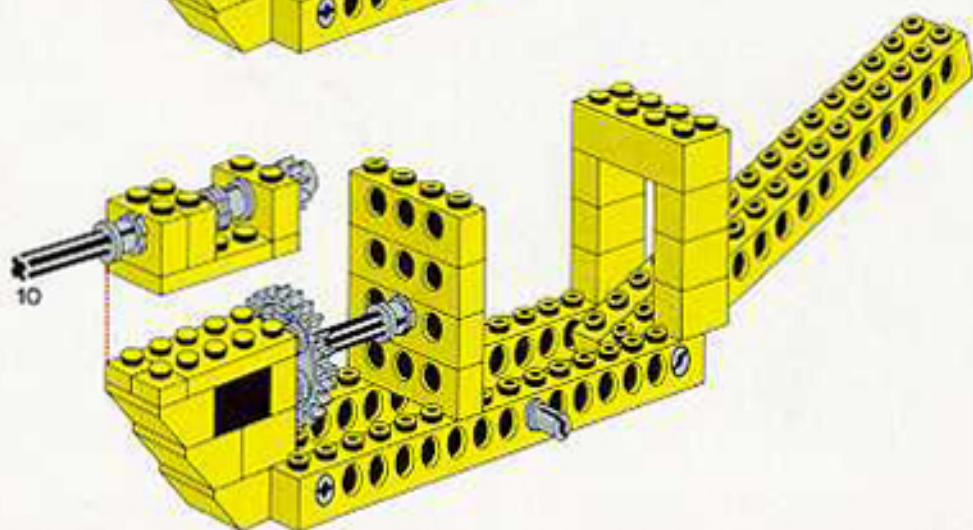
1

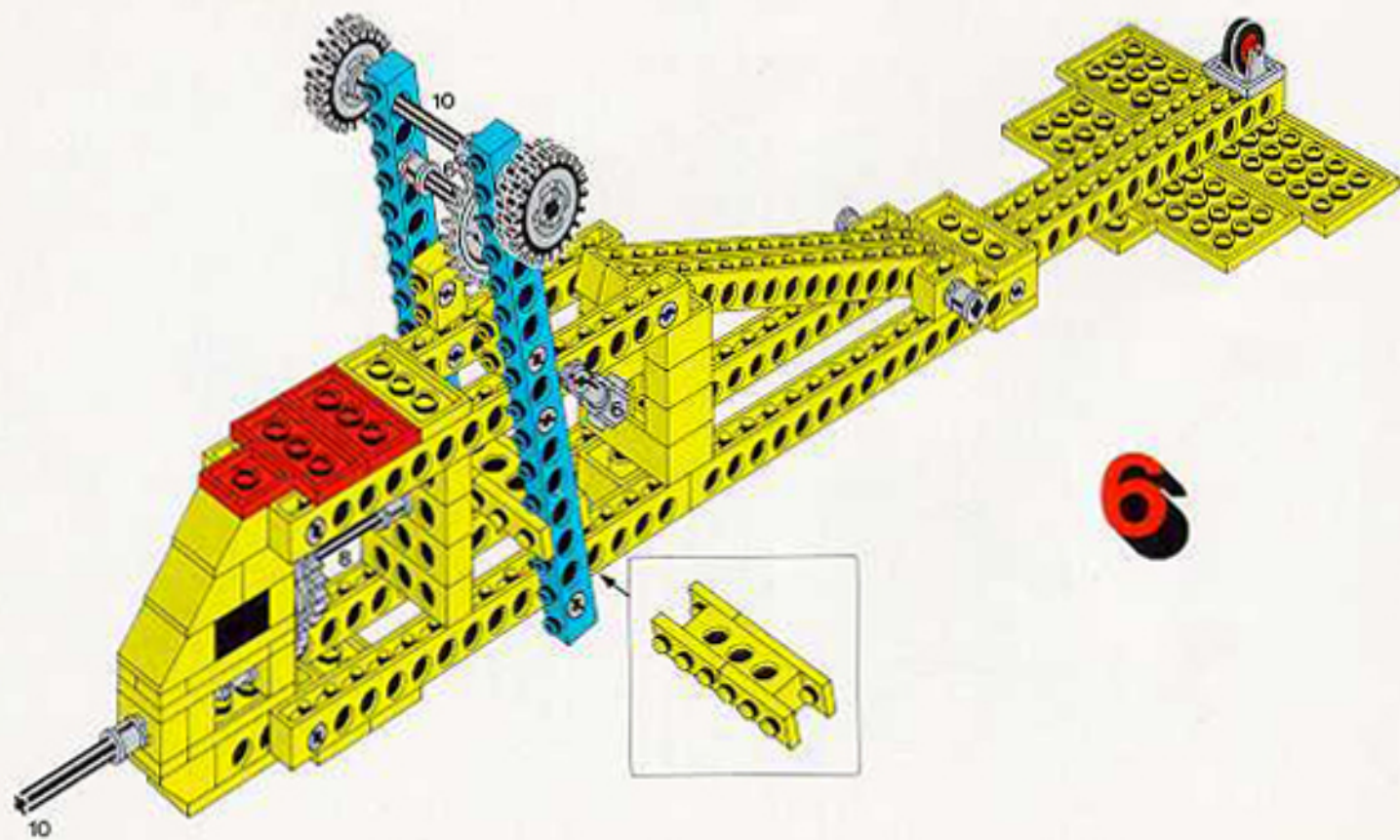
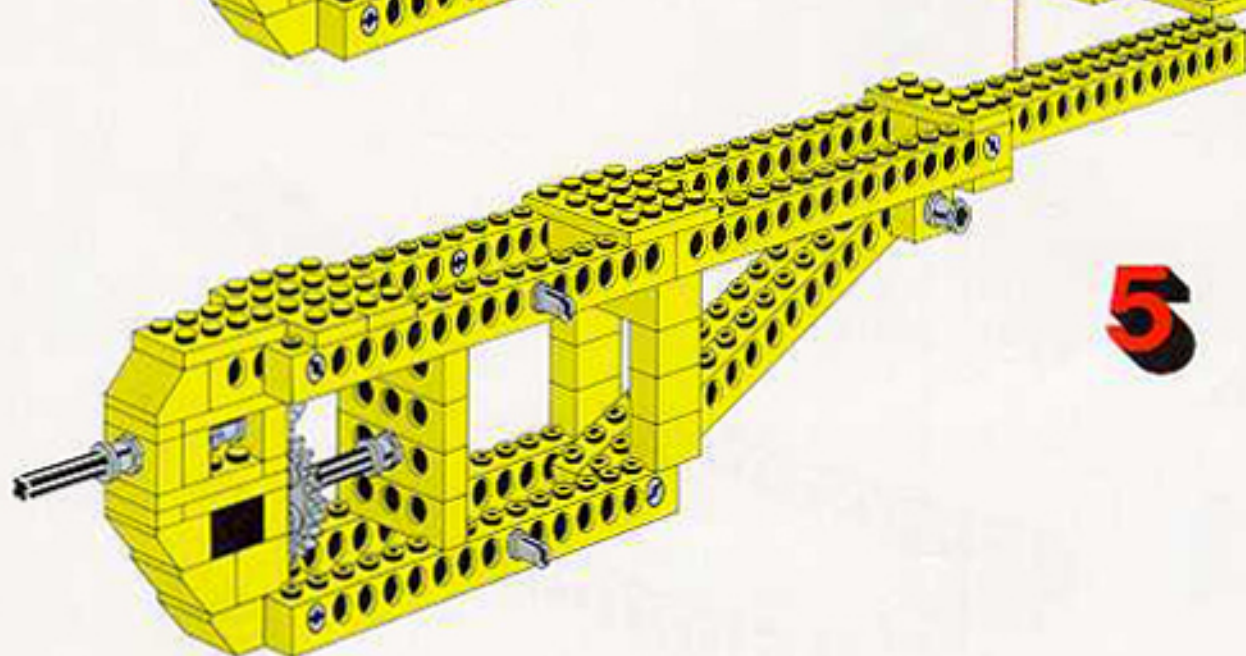
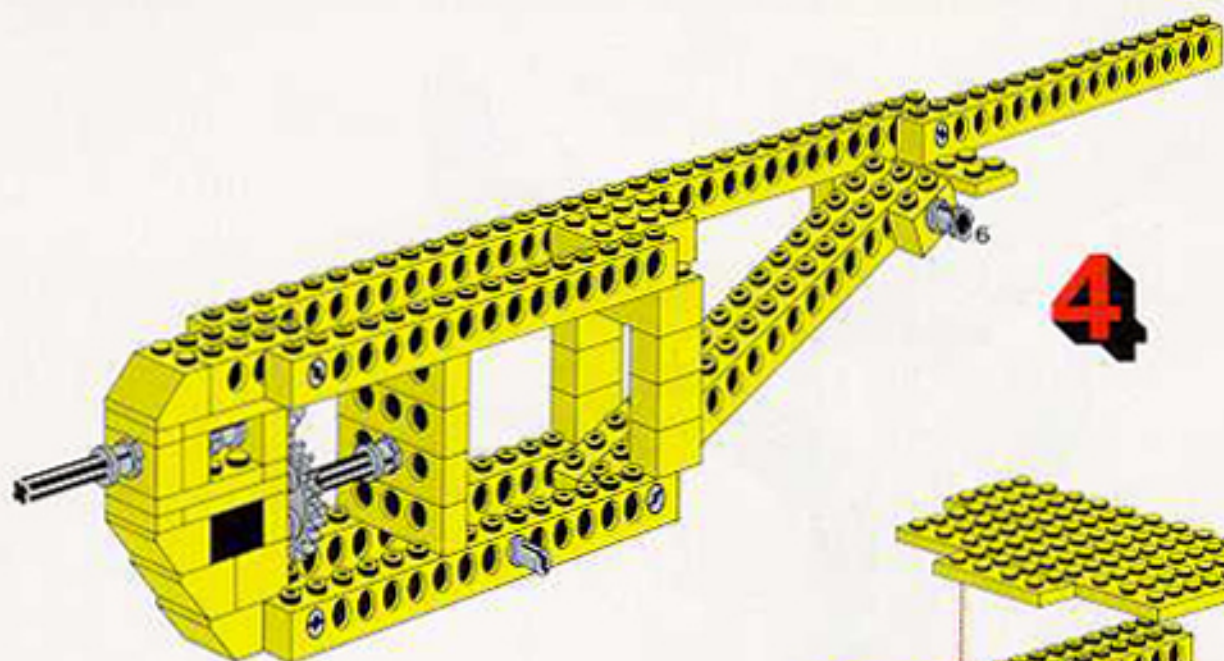


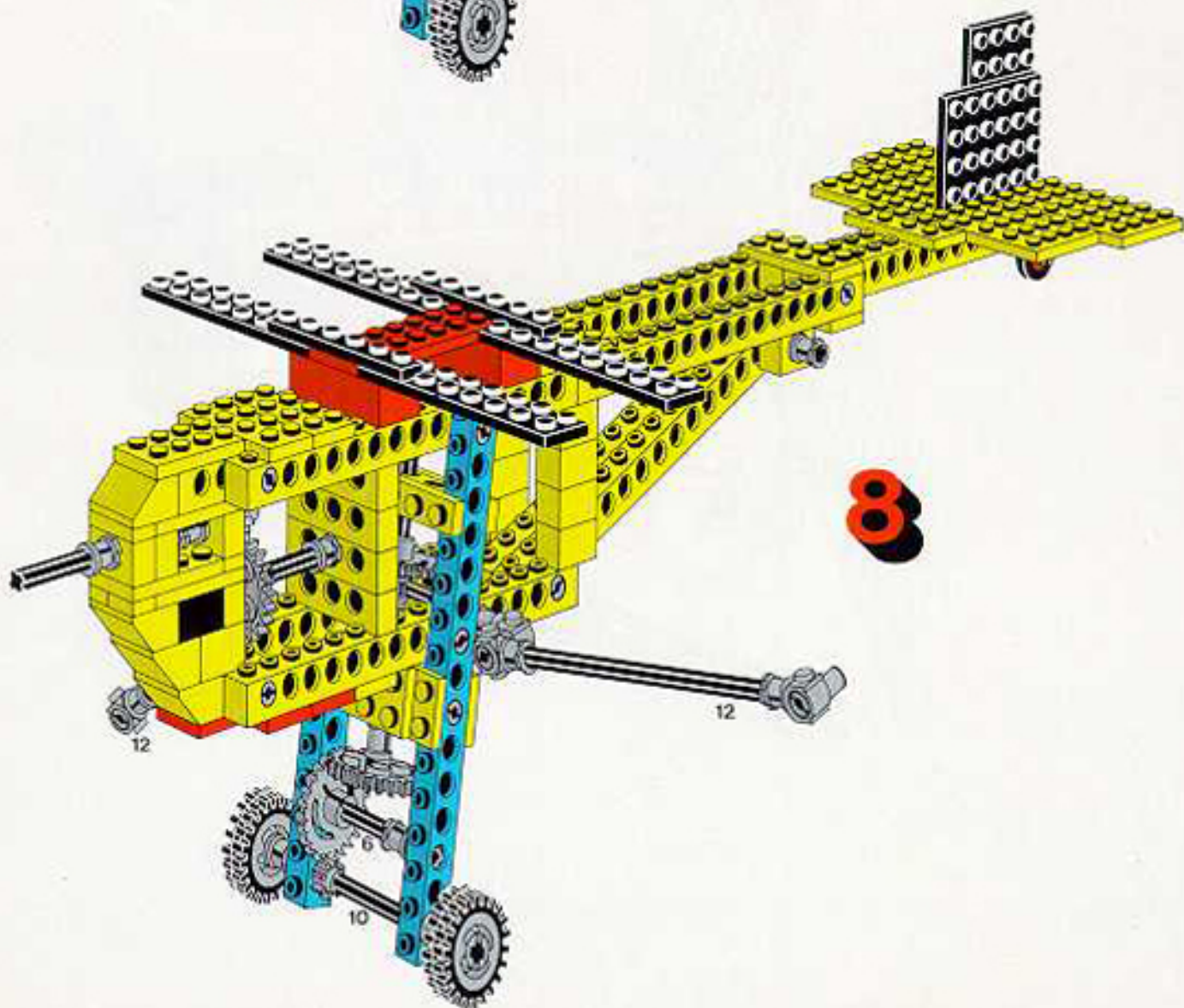
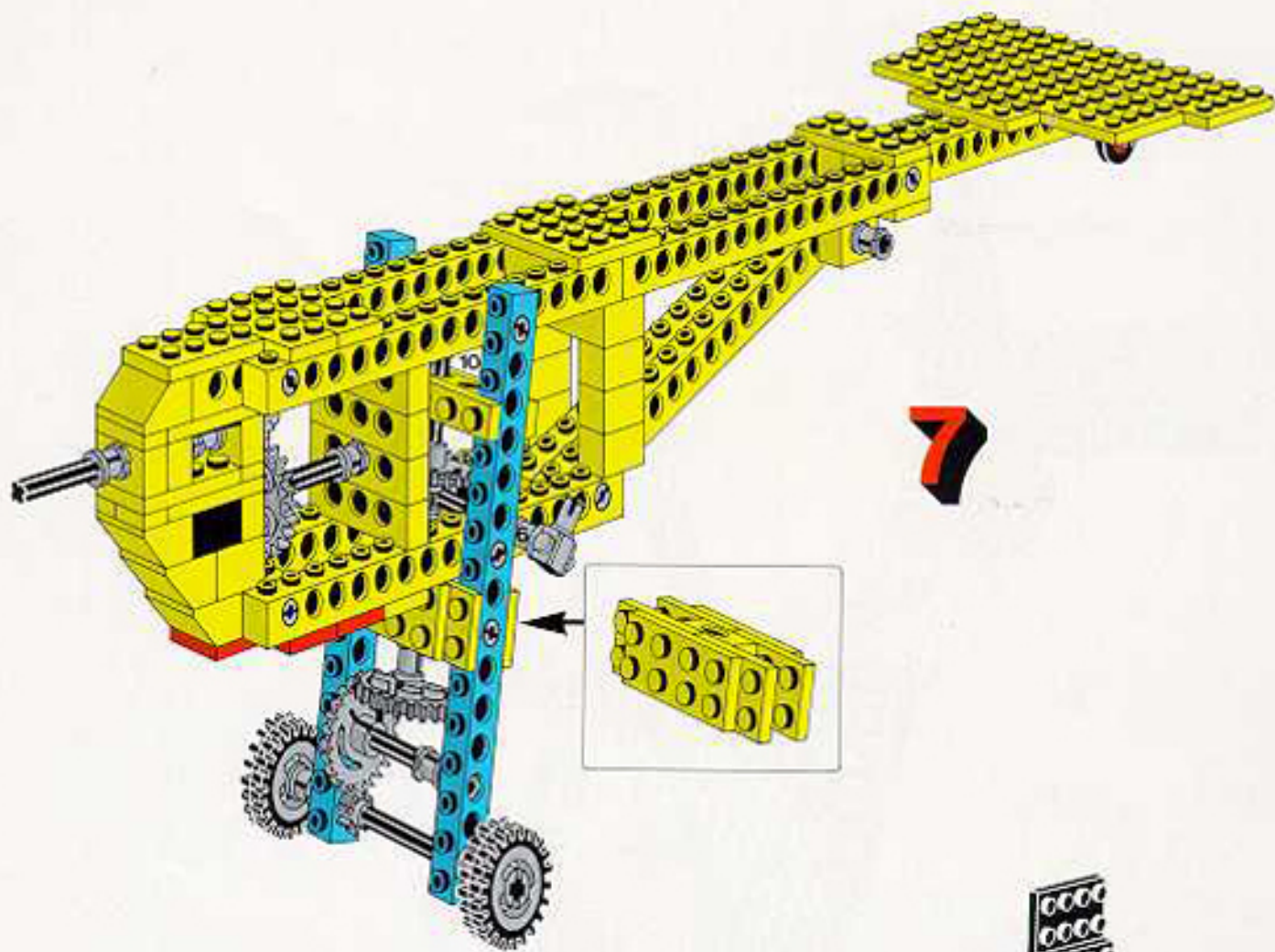
2





3






















10




| Image | Qty | Item No | Description | MID |
|--|-----|-------------------------|--|--------------------|
| Regular Items: | | | | |
| Parts: | | | | |
| +  * | 2 | 3005 | Red Brick 1 x 1 Catalog: Parts: Brick | PG |
| +  * | 4 | 3004 | Red Brick 1 x 2 Catalog: Parts: Brick | PG |
| +  * | 7 | 3004 | Yellow Brick 1 x 2 Catalog: Parts: Brick | PG |
| +  * | 6 | 3010 | Black Brick 1 x 4 Catalog: Parts: Brick | PG |
| +  * | 6 | 3010 | Red Brick 1 x 4 Catalog: Parts: Brick | PG |
| +  * | 1 | 3009 | Red Brick 1 x 6 Catalog: Parts: Brick | PG |
| +  * | 4 | 3003old | Black Brick 2 x 2 without Inside Supports Catalog: Parts: Brick | PG |
| +  * | 1 | 3003old | Red Brick 2 x 2 without Inside Supports Catalog: Parts: Brick | PG |
| +  * | 1 | 3003old | Yellow Brick 2 x 2 without Inside Supports Catalog: Parts: Brick | PG |
| +  * | 1 | 3002old | Yellow Brick 2 x 3 without Cross Supports Catalog: Parts: Brick | PG |
| +  * | 2 | 3001old | Red Brick 2 x 4 without Cross Supports Catalog: Parts: Brick | PG |

+  2 [3001old](#) **Yellow Brick 2 x 4 without Cross Supports**

[Catalog:](#) [Parts:](#) [Brick](#)

[PG](#)

*

+  4 [3024](#) **Red Plate 1 x 1**

[Catalog:](#) [Parts:](#) [Plate](#)

[PG](#)

*

+  4 [3024](#) **Yellow Plate 1 x 1**

[Catalog:](#) [Parts:](#) [Plate](#)

[PG](#)

*

+  1 [3023](#) **Red Plate 1 x 2**

[Catalog:](#) [Parts:](#) [Plate](#)

[PG](#)


*

+  2 [3023](#) **Yellow Plate 1 x 2**

[Catalog:](#) [Parts:](#) [Plate](#)

[PG](#)


*

+  2 [3623](#) **Yellow Plate 1 x 3**

[Catalog:](#) [Parts:](#) [Plate](#)

[PG](#)


*

+  4 [3710](#) **Blue Plate 1 x 4**

[Catalog:](#) [Parts:](#) [Plate](#)

[PG](#)

*

+  5 [3710](#) **Yellow Plate 1 x 4**

[Catalog:](#) [Parts:](#) [Plate](#)

[PG](#)


*

+  2 [3666](#) **Black Plate 1 x 6**

[Catalog:](#) [Parts:](#) [Plate](#)

[PG](#)


*

+  2 [3022](#) **Black Plate 2 x 2**

[Catalog:](#) [Parts:](#) [Plate](#)

[PG](#)


*

+  6 [3022](#) **Blue Plate 2 x 2**

[Catalog:](#) [Parts:](#) [Plate](#)

[PG](#)















*







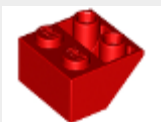





+  2 [3022](#) **Red Plate 2 x 2**













[Catalog:](#) [Parts:](#) [Plate](#)













[PG](#)

*


| | | | | | | | |
|---|--|----|----------------------------|--|--------------------|---|---|
| + |  * | 4 | 3021 | Yellow Plate 2 x 3 Catalog: Parts: Plate | PG | | |
| + |  * | 1 | 3020 | Blue Plate 2 x 4 Catalog: Parts: Plate | PG | | |
| + |  * | 2 | 3020 | Red Plate 2 x 4 Catalog: Parts: Plate | PG | | |
| + |  * | 14 | 3020 | Yellow Plate 2 x 4 Catalog: Parts: Plate | PG | 1 |  |
| + |  * | 14 | 3034 | Black Plate 2 x 8 Catalog: Parts: Plate | PG | | |
| + |  * | 2 | 3031 | Black Plate 4 x 4 Catalog: Parts: Plate | PG | | |
| + |  * | 2 | 3031 | Yellow Plate 4 x 4 Catalog: Parts: Plate | PG | 1 |  |
| + |  * | 2 | 3032 | Black Plate 4 x 6 Catalog: Parts: Plate | PG | | |
| + |  * | 1 | 3030 | Yellow Plate 4 x 10 Catalog: Parts: Plate | PG | | |
| + |  * | 1 | 3029 | Yellow Plate 4 x 12 Catalog: Parts: Plate | PG | | |
| + |  * | 4 | 3027 | Black Plate 6 x 16 Catalog: Parts: Plate | PG | | |
| + |  * | 1 | 8c01 (inv) | Light Gray Plate, Modified 2 x 2 with Wheel Holder Bottom and Red Wheel with Black Tire 14mm D. x 4mm Smooth Small Single (8 / 3464 / 3139) Catalog: Parts: Aircraft | PG | | |

| | | | | | |
|---|--|----|-----------------------|--|--------------------|
| + |  * | 8 | 3040a | Black Slope 45 2 x 1 - without Bottom Tube Catalog: Parts: Slope | PG |
| + |  * | 2 | 3039 | Red Slope 45 2 x 2 Catalog: Parts: Slope | PG |
| + |  * | 2 | 3039 | Yellow Slope 45 2 x 2 Catalog: Parts: Slope | PG |
| + |  * | 2 | 3665 | Blue Slope, Inverted 45 2 x 1 Catalog: Parts: Slope, Inverted | PG |
| + |  * | 2 | 3665 | Yellow Slope, Inverted 45 2 x 1 Catalog: Parts: Slope, Inverted | PG |
| + |  * | 2 | 3660 | Black Slope, Inverted 45 2 x 2 Catalog: Parts: Slope, Inverted | PG |
| + |  * | 1 | 3660 | Red Slope, Inverted 45 2 x 2 Catalog: Parts: Slope, Inverted | PG |
| + |  * | 3 | 3660 | Yellow Slope, Inverted 45 2 x 2 Catalog: Parts: Slope, Inverted | PG |
| + |  * | 16 | 3713 | Light Gray Technic Bush Catalog: Parts: Technic | PG |
| + |  * | 2 | 3704 | Black Technic, Axle 2 Catalog: Parts: Technic, Axle | PG |
| + |  * | 3 | 3705 | Black Technic, Axle 4 Catalog: Parts: Technic, Axle | PG |
| + |  * | 13 | 3706 | Black Technic, Axle 6 Catalog: Parts: Technic, Axle | PG |







| | | | | | |
|---|--|----|----------------------|---|--------------------|
| + |  * | 5 | 3707 | Black Technic, Axle 8 Catalog: Parts: Technic, Axle | PG |
| + |  * | 4 | 3737 | Black Technic, Axle 10 Catalog: Parts: Technic, Axle | PG |
| + |  * | 3 | 3708 | Black Technic, Axle 12 Catalog: Parts: Technic, Axle | PG |
| + |  * | 36 | 3651 | Light Gray Technic, Axle and Pin Connector Catalog: Parts: Technic, Connector | PG |
| + |  * | 4 | 3700 | Blue Technic, Brick 1 x 2 with Hole Catalog: Parts: Technic, Brick | PG |
| + |  * | 22 | 3700 | Yellow Technic, Brick 1 x 2 with Hole Catalog: Parts: Technic, Brick | PG |
| + |  * | 4 | 3701 | Blue Technic, Brick 1 x 4 with Holes Catalog: Parts: Technic, Brick | PG |
| + |  * | 18 | 3701 | Yellow Technic, Brick 1 x 4 with Holes Catalog: Parts: Technic, Brick | PG |
| + |  * | 4 | 3702 | Yellow Technic, Brick 1 x 8 with Holes Catalog: Parts: Technic, Brick | PG |
| + |  * | 2 | 3703 | Blue Technic, Brick 1 x 16 with Holes Catalog: Parts: Technic, Brick | PG |
| + |  * | 10 | 3703 | Yellow Technic, Brick 1 x 16 with Holes Catalog: Parts: Technic, Brick | PG |
| + |  * | 3 | 3647 | Light Gray Technic, Gear 8 Tooth Type 1 Catalog: Parts: Technic, Gear | PG |

| | | | | | |
|---|---|----|------------------------------|--|--------------------|
| + |  | 2 | x187 | Light Gray Technic, Gear 24 Tooth (1st Version - 3 Axle Holes) | PG |
| | * | | | Catalog: Parts: Technic: Gear | |
| + |  | 3 | 3650a | Light Gray Technic, Gear 24 Tooth Crown (1st Version - Not Reinforced) | PG |
| | * | | | Catalog: Parts: Technic: Gear | 2 |
| + |  | 2 | 3743 | Light Gray Technic, Gear Rack 1 x 4 | PG |
| | * | | | Catalog: Parts: Technic: Gear | |
| + |  | 43 | 3673 | Light Gray Technic, Pin without Friction Ridges Lengthwise | PG |
| | * | | | Catalog: Parts: Technic: Pin | |
| + |  | 3 | 3709b | Blue Technic, Plate 2 x 4 with 3 Holes | PG |
| | * | | | Catalog: Parts: Technic: Plate | |
| + |  | 3 | 3709b | Yellow Technic, Plate 2 x 4 with 3 Holes | PG |
| | * | | | Catalog: Parts: Technic: Plate | |
| + |  | 3 | 3738 | Red Technic, Plate 2 x 8 with 7 Holes | PG |
| | * | | | Catalog: Parts: Technic: Plate | |
| + |  | 1 | 3736 | Light Gray Technic, Steering Pulley Large | PG |
| | * | | | Catalog: Parts: Technic: Steering | |
| + |  | 3 | 9244c01(inv) | Light Gray Technic, Universal Joint 4L | PG |
| | * | | | Catalog: Parts: Technic: Connector | |
| + |  | 1 | 3068b | Yellow Tile 2 x 2 with Groove | PG |
| | * | | | Catalog: Parts: Tile | |
| + |  | 4 | 3483 | Black Tire 24mm D. x 8mm Offset Tread | PG |
| | * | | | Catalog: Parts: Tire & Tread | |
| + |  | 4 | 3482 | Light Gray Wheel with Split Axle Hole | PG |
| | * | | | Catalog: Parts: Wheel | |

Counterparts:

| | | | | | | |
|---|---|---|------------------------------|--|--------------------|--|
| + |  | 4 | 3482c01(inv) | Light Gray Wheel with Split Axle Hole with Black Tire 24mm D. x 8mm Offset Tread (3482 / 3483) Catalog: Parts: Wheel & Tire Assembly | PG | |
|---|---|---|------------------------------|--|--------------------|--|

Alternate Items:

| | | | | | | |
|---|---|----|-----------------------|---|--------------------|---|
| + |  | 13 | 3020 | Yellow Plate 2 x 4 Catalog: Parts: Plate | PG | 1  |
| + |  | 3 | 3031 | Yellow Plate 4 x 4 Catalog: Parts: Plate | PG | 1  |
| + |  | 3 | 3650a | Black Technic, Gear 24 Tooth Crown (1st Version - Not Reinforced) Catalog: Parts: Technic, Gear | PG | 2  |

Note:

Redesigned during production.

There are at least 2 different versions of instructions for this set. The differences for the second version are indicated in this inventory in the Alternate Items section with Match ID 99.

Quick overview of redesign: A 2 x 4 plate is replaced with a 4 x 4 plate to ensure the tail rotor spins freely.

Summary:

| Type | Unique Lots | Total Qty |
|---------------------------|-------------|-----------|
| Regular Items: | | |
| Parts | 71 | 362 |
| Counterparts: | | |
| Parts | 1 | 4 |
| Alternative Items: | | |
| Parts | 3 | 19 |

[Tiny TNT \(4253\)](#)  inventoried this Set on Nov 30, 2004, inventory last updated on Apr 27, 2018.